



REAR DOOR



FRONT DOOR



**INSIDE VIEW OF
DOOR**




**OUTSIDE VIEW OF
DOOR**

PNEUMATIC OUTWARD OPENING MECHANISM



Mechanism with plastic cover




Mechanism of Door



Mechanism of door



PILLAR OF DOOR




CODE:

PILLAR OF DOOR

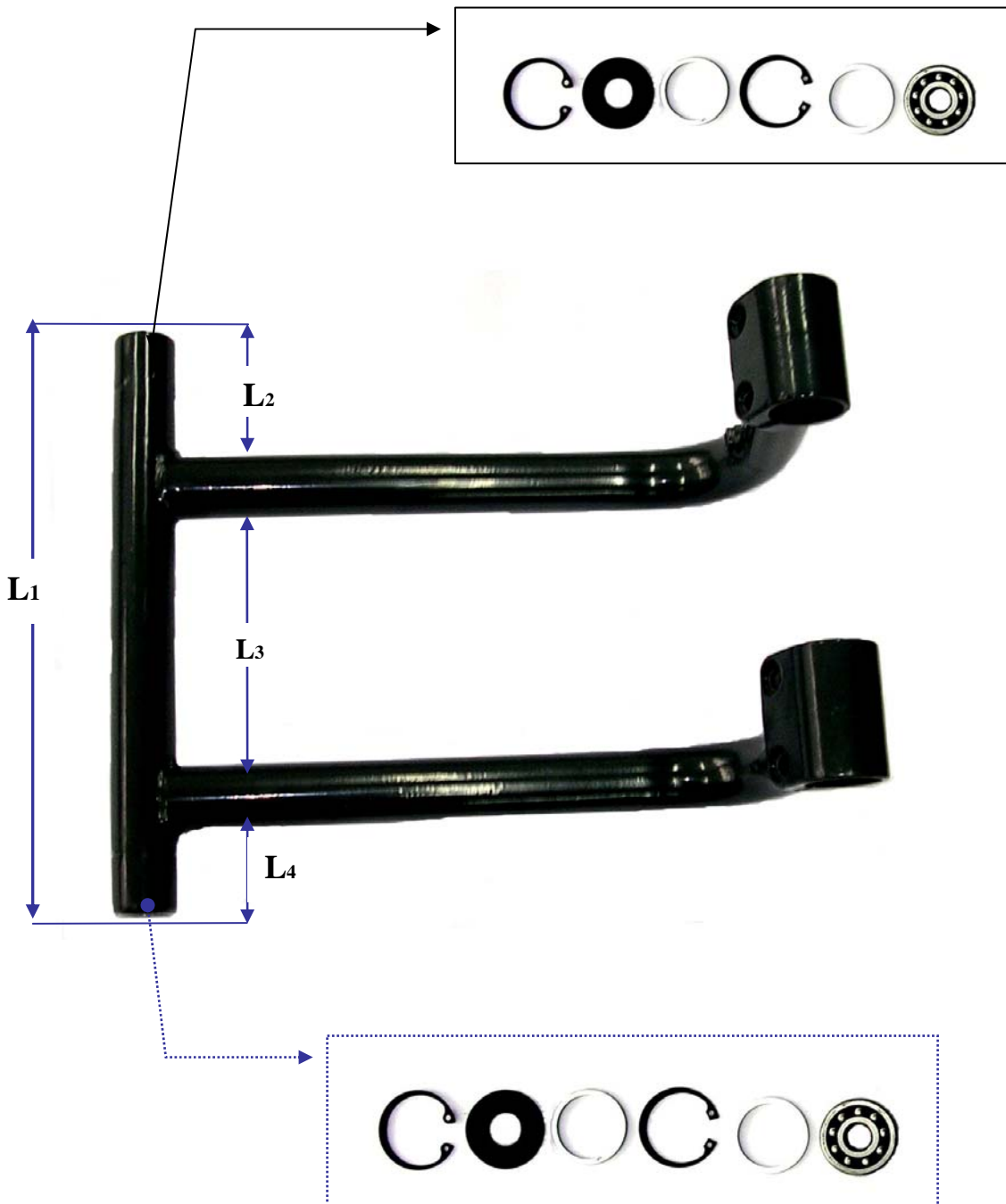


CODE:




CODE:


PILLAR OF DOOR



UPPER DOOR ARMS



LOW DOOR ARMS




NOTE: R45 IS OUR STANDARD FOR ALL THE ARMS
ALL THE OTHERS DIMENSIONS AND COLOR WILL BE ACCORDING CUSTOMER NEEDS

WEDGES OF DOOR



**CODE:
METAL**



**CODE:
PLASTIC BLACK**

WEDGES FRAME OF DOOR



**CODE:
METAL**




**CODE:
PLASTIC BLACK**

UPPER SUPPORT OF PILLAR



CODE:



CODE:



CODE:



CODE:

KING PIN OF PILLAR DOOR



CODE:



SPRING SLIDER



CODE:



SPRING SLIDER

CUP OF KING PIN



CODE


METAL



CODE

RUBBER BLACK

TIE-ROD BALL-JOINT



TIE-ROD
Article



Ball-joint for the Tie-rod LEFT part
Article:



Ball-joint for the Tie-rod RIGHT part
Article:



Ball-joint for the Door-arms
Article:



Ball-joint for the Door-arms for city-bus
Article:




Ball-joint for the Door-arms for city-bus
Article:

ANGULAR CONNECTIVE PART



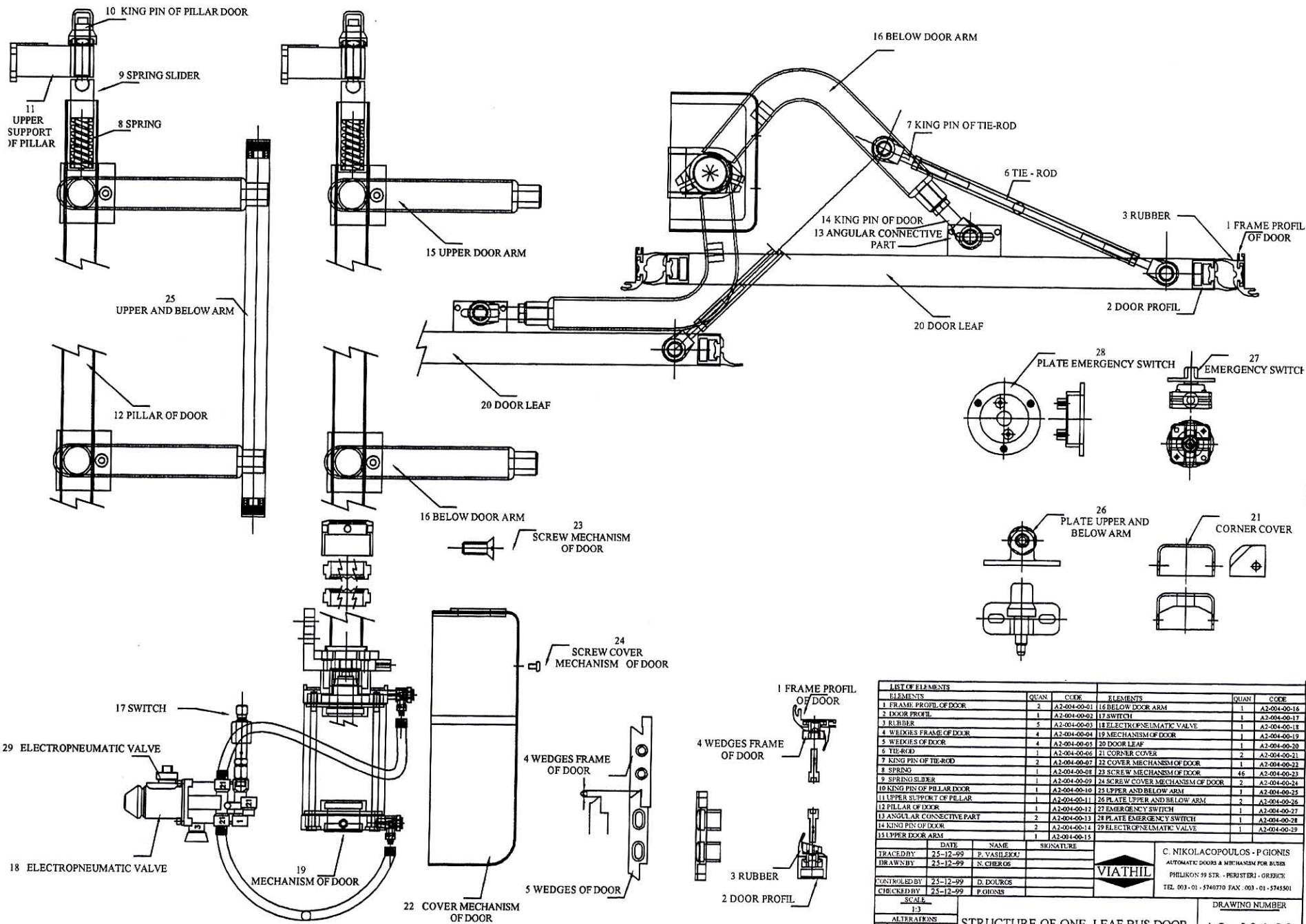
CODE:



CODE:



CODE:



LIST OF ELEMENTS					
ELEMENTS	QUAN	CODE	ELEMENTS	QUAN	CODE
1 FRAME PROFIL OF DOOR	2	A2-004-00-01	16 BELOW DOOR ARM	1	A2-004-00-16
2 DOOR PROFIL	1	A2-004-00-02	17 SWITCH	1	A2-004-00-17
3 RUBBER	5	A2-004-00-03	18 ELECTROPNEUMATIC VALVE	1	A2-004-00-18
4 WEDGES FRAME OF DOOR	4	A2-004-00-04	19 MECHANISM OF DOOR	1	A2-004-00-19
5 WEDGES OF DOOR	4	A2-004-00-05	20 DOOR LEAF	1	A2-004-00-20
6 TIE-ROD	1	A2-004-00-06	21 CORNER COVER	2	A2-004-00-21
7 KING PIN OF TIE-ROD	2	A2-004-00-07	22 COVER MECHANISM OF DOOR	1	A2-004-00-22
8 SPRING	1	A2-004-00-08	23 SCREW MECHANISM OF DOOR	46	A2-004-00-23
9 SPRING SLIDER	1	A2-004-00-09	24 SCREW COVER MECHANISM OF DOOR	2	A2-004-00-24
10 KING PIN OF PILLAR DOOR	1	A2-004-00-10	25 UPPER AND BELOW ARM	2	A2-004-00-25
11 UPPER SUPPORT OF PILLAR	1	A2-004-00-11	26 PLATE UPPER AND BELOW ARM	2	A2-004-00-26
12 PILLAR OF DOOR	1	A2-004-00-12	27 EMERGENCY SWITCH	1	A2-004-00-27
13 ANGULAR CONNECTIVE PART	2	A2-004-00-13	28 PLATE EMERGENCY SWITCH	1	A2-004-00-28
14 KING PIN OF TIE-ROD	2	A2-004-00-14	29 ELECTROPNEUMATIC VALVE	1	A2-004-00-29
15 UPPER DOOR ARM	1	A2-004-00-15			

DATE	NAME	SIGNATURE
25-12-99	P. VASILEJKO	
25-12-99	N. CHEROS	
25-12-99	D. DOUKOS	
25-12-99	P. GHONIS	



C. NIKOLACPOULOS - P. GHONIS
AUTOMATIC DOORS & MECHANISM FOR BUSES
PHILIKON 59 STR. - PERISTERI - GREECE
TEL. 003-01-5740770 FAX. 003-01-5745501

STRUCTURE OF ONE LEAF BUS DOOR

DRAWING NUMBER
A2-004.00